




Club Health Assessment for District 25 A through December 2025

			Status	Membership						Reports				Finance		LCIF
Club Number	Club Name	Charter Date	Times in Status Quo in Past 2 Years	Current Member Count **	YTD Members Added	YTD Members Dropped	YTD Net Growth% ***	Member Count 1 Year Ago	Dropped Members Avg.Length of Service	Months Since Membership Update	Current Officers Reported ****	Current President Repeated Term	VP Reported *****	Last Date Reported Service (mm/yyyy)	Account Balance	YTD Donations
Clubs more than two years old																
9405	BASS LAKE	07/07/1948	Active	28	1	0	3.70%	25		4	Y	5	N	09/2025		\$400.00
	Exc Award (06/30/2025)															
9409	CEDAR LAKE	04/08/1947	Active	12	0	0	0.00%	12		16	Y	2		12/2024		
	Exc Award (06/30/2018)															
9410	CHESTERTON	10/04/1933	Active	23	0	2	-8.00%	24	47	1	Y		N	11/2025		
9411	CROWN POINT	09/23/1943	Active	46	2	2	0.00%	45	37	0	Y		N	12/2025		
	Exc Award (06/30/2019, 06/30/2023, 06/30/2024)															
32723	DOOR VILLAGE	09/27/1976	Active	26	0	0	0.00%	29		6	Y		N	12/2025		\$10.00
	Exc Award (06/30/2018, 06/30/2023, 06/30/2024)															
39865	EAST CHICAGO EVENING	05/11/1981	Active	19	0	2	-9.52%	22	4	4	Y		N	11/2025		
	Exc Award (06/30/2018)															
9416	FRANCESVILLE	05/14/1943	Cancelled(8*)	0	0	5	-100.00%	5	35	16	N	None		03/2025	90+ Days	
149293	Gary NWI	01/19/2022	Active	6	0	0	0.00%	6		16	Y	5	N	03/2025		
9419	GOODLAND	04/06/1960	Active	15	0	0	0.00%	16		6	Y	21		04/2025		
9420	GRIFFITH	10/04/1940	Active	19	0	1	-5.00%	18	17	1	Y	2	N	08/2025		
	Exc Award (06/30/2017, 06/30/2018)															
9421	HAMLET	09/22/1944	Active	37	2	3	-2.63%	37	2	1	Y	4		08/2025	90+ Days	\$700.00
	Exc Award (06/30/2017, 06/30/2018)															
9426	HANNA	05/28/1947	Active	12	0	2	-14.29%	14	4	1	Y	6	R	12/2024		
	Exc Award (06/30/2019)															
9427	HEBRON	04/10/1969	Active	21	0	0	0.00%	21		8	Y	2	R	04/2025		
	Exc Award (06/30/2018)															
9428	HIGHLAND	08/06/1943	P- Active	2	0	0	0.00%	0		6	N	2		06/2025		
9429	HOBART	03/06/1929	Active	12	0	1	-7.69%	15	52	0	Y	5	R	11/2025		\$760.00
	Exc Award (06/30/2017, 06/30/2018)															
9413	INDIANA HARBOR EAST CHICAGO	07/13/1926	Active	27	4	1	12.50%	26	5	0	Y	2	R	10/2025		
	Exc Award (06/30/2018)															
9432	KOONTZ LAKE L C	07/13/1959	Active	18	4	4	0.00%	19	12	0	Y		R	12/2025		\$150.00
9433	KOUTS	11/25/1959	Active	17	2	3	-5.56%	18	6	0	Y	6	R	08/2025		\$1,000.00



Club Health Assessment for District 25 A through December 2025

			Status	Membership						Reports				Finance	LCIF	
Club Number	Club Name	Charter Date	Times in Status Quo in Past 2 Years	Current Member Count **	YTD Members Added	YTD Members Dropped	YTD Net Growth% ***	Member Count 1 Year Ago	Dropped Members Avg.Length of Service	Months Since Membership Update	Current Officers Reported ****	Current President Repeated Term	VP Reported *****	Last Date Reported Service (mm/yyyy)	Account Balance	YTD Donations
Exc Award (06/30/2017, 06/30/2018)																
9434	LA CROSSE	07/28/1958	Active	25	0	1	-3.85%	24	44	4	Y	4		10/2024	90+ Days	\$10.00
Exc Award (06/30/2018)																
9436	LA PORTE	08/24/1936	Active	18	1	0	5.88%	21		3	Y		R	09/2025	90+ Days	
Exc Award (06/30/2018)																
9414	LAKE STATION	01/24/1938	Active	22	2	5	-12.00%	22	1	4	Y		N	12/2025		\$10.00
Exc Award (06/30/2018, 06/30/2019)																
32724	LAKES OF THE FOUR SEASONS	09/15/1976	Active	66	6	4	3.13%	60	10	2	Y		N	12/2025		\$1,980.00
Exc Award (06/30/2018, 06/30/2019, 06/30/2022)																
9437	LOWELL	04/06/1938	Active	26	3	8	-16.13%	30	14	2	Y		N	11/2025		\$10.00
Exc Award (06/30/2018)																
9439	MERRILLVILLE	09/30/1946	Active	11	0	0	0.00%	13		6	Y	2	N	07/2025		
9441	MICHIANA	04/18/1973	Active	14	0	0	0.00%	18		6	Y	2		09/2024		
Exc Award (06/30/2016, 06/30/2017, 06/30/2018)																
83164	MILL CREEK COMMUNITY	08/09/2004	Active	16	0	5	-23.81%	23	3	1	Y	4	N	05/2025		
9444	MONTEREY	03/19/1948	Active	14	0	1	-6.67%	15	4	2	Y	18	R	10/2025		
9445	MOROCCO	03/05/1951	Active	8	0	0	0.00%	9		6	N	2		07/2024		
9446	MUNSTER	01/12/1938	Active	67	5	2	4.69%	67	13	1	Y		N	11/2025		\$2,895.00
9447	OGDEN DUNES	11/17/1958	Active	46	4	1	6.98%	42	27	2	Y			10/2025		\$5,100.00
Exc Award (06/30/2018)																
9448	PORTAGE	06/14/1955	Active	2	0	10	-83.33%	12	11	3	Y	4		04/2025		
Exc Award (06/30/2017, 06/30/2018)																
28017	REMINGTON	02/26/1974	Active	11	0	0	0.00%	11		16	N	None		04/2025		
9449	RENSSELAER	10/28/1943	Active	20	1	4	-13.04%	22	1	0	Y	5	N	07/2025		
Exc Award (06/30/2018)																
9450	ROLLING PRAIRIE	05/17/1939	Active	11	0	0	0.00%	13		10	Y	3	R	05/2025		
Exc Award (06/30/2019)																
9454	SCHERERVILLE	08/12/1946	Active	20	2	2	0.00%	19	6	4	Y		N	09/2025		\$600.00
40860	SCHERERVILLE CENTRAL	02/19/1982	Active	23	2	5	-11.54%	27	7	0	Y		R	08/2025		\$100.00
Exc Award (06/30/2017, 06/30/2019, 06/30/2022, 06/30/2023)																



Club Health Assessment for District 25 A through December 2025

			Membership							Reports				Finance		LCIF			
Club Number	Club Name	Charter Date	Times in Status Quo in Past 2 Years	Current Member Count **	YTD Members Added	YTD Members Dropped	YTD Net Growth% ***	Member Count 1 Year Ago	Dropped Members Avg.Length of Service	Months Since Membership Update	Current Officers Reported ****	Current President Repeated Term	VP Reported *****	Last Date Reported Service (mm/yyyy)	Account Balance	YTD Donations			
9457	SOUTH HAVEN L C	11/03/1965	Active	39	0	5	-11.36%	42	17	0	Y	2	R	12/2025	90+ Days	\$847.00			
Exc Award (06/30/2018, 06/30/2019)																			
9452	ST JOHN	02/12/1957	Active	22	1	0	4.76%	22		3	Y	2	R	12/2025					
9458	STAR CITY	10/27/1972	Active	30	0	2	-6.25%	35	22	0	Y		N	10/2024					
31211	UNION MILLS	09/30/1975	Active	26	1	2	-3.70%	30	16	3	Y		N	01/2025					
Exc Award (06/30/2017)																			
9460	VALPARAISO	09/18/1939	Active	23	0	0	0.00%	19		8	Y	6	R	06/2025		\$300.00			
Exc Award (06/30/2017)																			
9461	WANATAH	09/25/1944	Active	27	0	0	0.00%	33		8	Y	3		09/2024					
Exc Award (06/30/2017, 06/30/2019, 06/30/2021)																			
9462	WESTVILLE	05/26/1943	Active	59	0	3	-4.84%	62	2	0	Y		N	12/2025		\$580.00			
Exc Award (06/30/2018, 06/30/2019)																			
9463	WHEATFIELD	06/24/1947	Active	21	0	1	-4.55%	22	5	0	Y	19		08/2025		\$100.00			
Exc Award (06/30/2017, 06/30/2019)																			
9464	WHITING	06/07/1929	Active	18	0	0	0.00%	18		16	N	7		04/2025		\$100.00			
42769	WINAMAC	06/13/1983	Active	18	0	0	0.00%	18		8	Y		N	11/2025					
Exc Award (06/30/2018, 06/30/2019)																			
Current Total Clubs Count	YTD New Clubs Count	YTD Cancelled Clubs Count	YTD Net Club Gain	Current Total Members Count	YTD Add	YTD Drop	YTD Net Growth %	Member Count 12 Months Ago	Average Member Count Per Club	% of Clubs with less than 20 members	% No Officer Report in 12 Months	% of Clubs with balance 90+ days	Number of Clubs in Status Quo	% Status Quo Clubs in Financial Suspension	Number of Cancelled Clubs	Average Cancelled Club Age	Members Lost Due to Cancellation	% of Clubs Cancelled for Non-Financial Reasons	
45	0	1	-1	1,043	43	87	-44	-4.05%	1,101	23	47%	0%	9%	0	0%	1	83	5	0%

* - P - Priority Club. Cancellation Reasons: 1-Objectives/conduct, 2-Non-active club, 5-Non-existing club, 6-Disbanding, 7-Merger, 8-Financial Suspension, 9-District/Multiple District Dues.

** Red denotes below 15 active members.


*** Red denotes 20% + loss.

**** Y - all 3 (President, Secretary, Treasurer) club officers reported, N - not all 3 reported.

***** Abbreviation: N-New, IP-Immediate Past, R-Repeat.



Club Health Assessment for District 25 B through December 2025

			Status	Membership						Reports				Finance	LCIF	
Club Number	Club Name	Charter Date	Times in Status Quo in Past 2 Years	Current Member Count **	YTD Members Added	YTD Members Dropped	YTD Net Growth% ***	Member Count 1 Year Ago	Dropped Members Avg.Length of Service	Months Since Membership Update	Current Officers Reported ****	Current President Repeated Term	VP Reported *****	Last Date Reported Service (mm/yyyy)	Account Balance	YTD Donations
Clubs more than two years old																
9465	ALBION	10/22/1952	Active	45	1	5	-8.16%	51	15	1	Y		N	09/2025	90+ Days	\$615.00
	Exc Award (06/30/2017, 06/30/2018, 06/30/2019, 06/30/2024)															
9466	ANDREWS	05/24/1945	Active	20	6	6	0.00%	23	6	2	N			11/2025		\$20.00
	Exc Award (06/30/2017)															
9467	ANGOLA	02/14/1929	Active	14	0	0	0.00%	16		0	Y	5		10/2024		\$676.00
9468	ANTHONY WAYNE L C	12/07/1972	Active	39	5	0	14.71%	34		0	Y	3		12/2024		\$100.00
	Exc Award (06/30/2018)															
9469	ARCOLA	09/23/1949	Active	19	2	2	0.00%	21	6	0	Y		N	12/2025		\$250.00
9471	AUBURN	05/29/1928	Active(1)	27	0	0	0.00%	27		1	N	None		09/2025		
	Exc Award (06/30/2016)															
60829	AUBURN CLASSIC NOON	06/01/1998	Active	33	0	0	0.00%	38		0	Y		N	12/2025		
	Exc Award (06/30/2016)															
9474	BIPPUS	05/10/1948	Active	14	0	0	0.00%	15		7	Y	9	R	10/2024		
9475	BLUFFTON	09/29/1947	Active	19	0	0	0.00%	19		3	Y	2	N	10/2025		
	Exc Award (06/30/2017, 06/30/2018, 06/30/2019)															
9478	CEDAR CREEK	10/23/1951	Cancelled(6*)	0	0	11	-100.00%	13	23	1	N	None		08/2024		
	Exc Award (06/30/2016)															
9479	CHURUBUSCO	03/26/1956	Active	8	0	0	0.00%	8		7	Y		N	09/2025		\$60.00
32072	CLEAR LAKE	04/21/1976	Active	13	0	0	0.00%	13		18	N	5		07/2025		
61290	COLUMBIA CITY	11/30/1998	Active	9	0	0	0.00%	6		6	Y			06/2025		
9481	CROMWELL KIMMEL L C	07/23/1945	Active	22	0	1	-4.35%	26	37	3	Y		N	11/2025	90+ Days	
	Exc Award (06/30/2016)															
9482	DECATUR	12/21/1926	Active	11	2	0	22.22%	9		2	Y	9		10/2024		
97418	FORT WAYNE CHAPEL RIDGE	06/30/2006	Active	13	0	0	0.00%	13		6	N	None		09/2025	90+ Days	\$1,325.00
	Exc Award (06/30/2018)															
9489	FORT WAYNE MC MILLEN PARK	11/27/1953	Active	5	0	0	0.00%	5		18	Y	10		09/2025		\$40.00
	Exc Award (06/30/2017)															
9494	HAMILTON	06/29/1939	Active	29	0	0	0.00%	26		7	N			07/2025		



Club Health Assessment for District 25 B through December 2025

			Status	Membership						Reports				Finance	LCIF	
Club Number	Club Name	Charter Date	Times in Status Quo in Past 2 Years	Current Member Count **	YTD Members Added	YTD Members Dropped	YTD Net Growth% ***	Member Count 1 Year Ago	Dropped Members Avg.Length of Service	Months Since Membership Update	Current Officers Reported ****	Current President Repeated Term	VP Reported *****	Last Date Reported Service (mm/yyyy)	Account Balance	YTD Donations
Exc Award (06/30/2018, 06/30/2020)																
9495	HARLAN	08/23/1944	Active	11	0	1	-8.33%	12	48	5	N	None		04/2025		\$100.00
9496	HERITAGE L C	02/03/1971	Active	25	0	1	-3.85%	26	5	3	Y		N	12/2025		
Exc Award (06/30/2016, 06/30/2022)																
9497	HOWE	05/01/1944	Active	12	0	0	0.00%	16		4	Y	2		12/2025		\$25.00
Exc Award (06/30/2018)																
9498	HUNTERTOWN	06/15/1953	Active	27	4	4	0.00%	29	29	0	Y	3		06/2025		
Exc Award (06/30/2016, 06/30/2017, 06/30/2019)																
9499	HUNTINGTON	11/13/1946	Active	14	1	1	0.00%	15	12	2	Y	2	N	06/2025	90+ Days	
9500	KENDALLVILLE	12/09/1925	Active	31	0	1	-3.13%	34	38	0	Y		N	10/2025		
Exc Award (06/30/2018, 06/30/2019)																
9503	LAND OF LAKES	10/08/1956	Active	33	0	3	-8.33%	36	49	0	Y	2		10/2025		
9504	LARWILL	08/25/1952	Active	9	0	1	-10.00%	11	1	1	Y	9	R	11/2025		
Exc Award (06/30/2016)																
9506	LIGONIER	03/03/1955	Active	30	0	1	-3.23%	29	4	2	Y		N	12/2025		
Exc Award (06/30/2023, 06/30/2025)																
9508	MONGO	06/26/1953	Active	8	0	0	0.00%	8		7	Y	6	R	11/2025		
9509	MONROE	08/14/1953	Active	22	1	0	4.76%	21		1	Y		N	12/2025		\$1,120.00
Exc Award (06/30/2017, 06/30/2018, 06/30/2020, 06/30/2022)																
64471	MONROEVILLE	06/28/2001	Active	37	3	3	0.00%	39	19	3	Y		IP	12/2025	90+ Days	\$2,060.00
Exc Award (06/30/2016, 06/30/2017, 06/30/2018, 06/30/2019, 06/30/2020, 06/30/2023)																
9511	NEW HAVEN	01/12/1956	Active	21	1	3	-8.70%	24	15	0	Y		N	09/2025	90+ Days	\$82.50
Exc Award (06/30/2017, 06/30/2018, 06/30/2022, 06/30/2024)																
9512	ORLAND	01/16/1948	Active	16	0	1	-5.88%	17	46	5	Y		IP	12/2025		\$200.00
Exc Award (06/30/2018, 06/30/2023)																
9513	OSSIAN	09/24/1942	Active	12	0	0	0.00%	11		6	Y	11		12/2025		\$60.00
Exc Award (06/30/2016, 06/30/2017)																
9515	PLEASANT LAKE	05/09/1930	Active	48	5	1	9.09%	44	7	0	Y		N	04/2025		\$1,000.00
Exc Award (06/30/2016)																



Club Health Assessment for District 25 B through December 2025

			Status	Membership						Reports				Finance	LCIF	
Club Number	Club Name	Charter Date	Times in Status Quo in Past 2 Years	Current Member Count **	YTD Members Added	YTD Members Dropped	YTD Net Growth% ***	Member Count 1 Year Ago	Dropped Members Avg.Length of Service	Months Since Membership Update	Current Officers Reported ****	Current President Repeated Term	VP Reported *****	Last Date Reported Service (mm/yyyy)	Account Balance	YTD Donations
32725	ROANOKE	09/03/1976	Active	29	3	0	11.54%	26		0	Y	2	R	11/2025	90+ Days	\$1,500.00
	Exc Award (06/30/2017)															
9517	ROME CITY BRIMFIELD	01/11/1956	Active	27	0	2	-6.90%	29	53	1	Y			04/2025		
46283	SOUTH MILFORD	06/02/1986	Active	28	1	0	3.70%	29		3	N			05/2025	90+ Days	
	Exc Award (06/30/2016)															
9518	ST JOE	08/09/1940	Active	11	0	5	-31.25%	16	5	1	Y			04/2025		
	Exc Award (06/30/2016)															
9523	STROH	03/19/1951	Active	24	0	0	0.00%	24		7	Y		N	10/2024		
9524	TRI LAKES	02/24/1955	Active	14	1	1	0.00%	12	0	0	Y	7	R	12/2025		
39142	UNION TOWNSHIP L C	12/31/1980	Active	12	0	0	0.00%	13		3	Y	3	R	09/2025		
	Exc Award (06/30/2017, 06/30/2018, 06/30/2019)															
9527	WATERLOO	01/22/1929	Active(1)	16	0	0	0.00%	19		5	Y	2	R	10/2024		
	Exc Award (06/30/2018)															
9529	WOLCOTTVILLE	01/15/1929	Active	16	1	1	0.00%	16	4	2	Y			04/2025		\$300.00
9531	WOODBURN	05/06/1938	Active	29	0	0	0.00%	29		18	N	None		04/2025		
	Exc Award (06/30/2016)															

Clubs Cancelled Previous Fiscal Year – Clubs Cancelled within last 12 months may be reinstated

Club Number	Club Name	Charter Date	Current Status*	Cancellation Date
9532	ZANESVILLE	08/24/1956	Cancelled(6*)	06/29/2025

Current Total Clubs Count	YTD New Clubs Count	YTD Cancelled Clubs Count	YTD Net Club Gain	Current Total Members Count	YTD Add	YTD Drop	YTD Net Growth	YTD Net Growth %	Member Count 12 Months Ago	Average Member Count Per Club	% of Clubs with less than 20 members	% No Officer Report in 12 Months	% of Clubs with balance 90+ days	Number of Clubs in Status Quo	% Status Quo Clubs in Financial Suspension	Number of Cancelled Clubs	Average Cancelled Club Age	Members Lost Due to Cancellation	% of Clubs Cancelled for Non-Financial Reasons
43	0	1	-1	902	37	55	-18	-1.96%	948	21	51%	5%	19%	0	0%	1	143	11	100%

* - P - Priority Club. Cancellation Reasons: 1-Objectives/conduct, 2-Non-active club, 5-Non-existing club, 6-Disbanding, 7-Merger, 8-Financial Suspension, 9-District/Multiple District Dues.

** Red denotes below 15 active members.

*** Red denotes 20% + loss.

**** Y - all 3 (President, Secretary, Treasurer) club officers reported, N - not all 3 reported.

***** Abbreviation: N-New, IP-Immediate Past, R-Repeat.




Club Health Assessment for District 25 C through December 2025

			Status	Membership					Reports				Finance		LCIF	
Club Number	Club Name	Charter Date	Times in Status Quo in Past 2 Years	Current Member Count **	YTD Members Added	YTD Members Dropped	YTD Net Growth% ***	Member Count 1 Year Ago	Dropped Members Avg.Length of Service	Months Since Membership Update	Current Officers Reported ****	Current President Repeated Term	VP Reported *****	Last Date Reported Service (mm/yyyy)	Account Balance	YTD Donations
Clubs more than two years old																
9533	ATTICA Exc Award (06/30/2018)	06/25/1941	Active	4	0	0	0.00%	4		21	N	None		07/2025		
9534	BAINBRIDGE Exc Award (06/30/2018)	05/09/1944	Active	10	4	0	66.67%	6		0	Y	5		12/2025		\$100.00
9535	BATTLE GROUND Exc Award (06/30/2018)	11/19/1973	Active	14	0	0	0.00%	14		12	Y	4		05/2025		
78032	BRAZIL Exc Award (06/30/2016, 06/30/2022)	01/05/2004	Active	16	0	0	0.00%	17		2	Y		N	12/2025		
49079	BROOKSTON Exc Award (06/30/2017)	12/13/1988	Active	40	0	0	0.00%	34		8	Y	6		03/2025		
9536	BROWNSBURG Exc Award (06/30/2016, 06/30/2017, 06/30/2021, 06/30/2023)	01/18/1929	Active	62	2	1	1.64%	63	2	0	Y		N	12/2025		\$3,400.00
9539	CAMDEN Exc Award (06/30/2017)	10/11/1951	Active(1)	13	0	0	0.00%	13		5	N	None		10/2024		
9540	CAYUGA Exc Award (06/30/2018)	07/16/1941	Active	20	2	1	5.26%	19	26	2	N	12		03/2025		
9542	CLINTON Exc Award (06/30/2023, 06/30/2024)	02/24/1943	Active	87	1	7	-6.45%	88	8	0	Y	2	R	12/2025		
9543	CLOVERDALE Exc Award (06/30/2016)	03/25/1943	Active	18	0	0	0.00%	18		5	Y		IP	11/2025		
9544	COLFAX Exc Award (06/30/2016, 06/30/2017, 06/30/2018)	05/22/1963	Active	22	0	0	0.00%	22		23	Y	10	R	05/2025		
9546	CRAWFORDSVILLE	01/21/1932	Active	5	0	0	0.00%	5		7	Y	12	R	12/2025		
9547	DELPHI Exc Award (06/30/2018)	05/25/1950	Active	43	5	0	13.16%	39		2	Y		N	09/2025	90+ Days	
43725	EARL PARK COMMUNITY Exc Award (06/30/2018)	04/26/1984	Active	17	0	0	0.00%	17		5	Y	5	R	06/2025		
9663	EMINENCE	02/23/1968	Active	12	0	0	0.00%	12		21	N	None		05/2025		
9549	FLORA Exc Award (06/30/2016, 06/30/2017, 06/30/2018)	02/14/1967	Active	45	0	0	0.00%	45		9	N	None		07/2024		




Club Health Assessment for District 25 C through December 2025

			Status	Membership						Reports				Finance		LCIF
Club Number	Club Name	Charter Date	Times in Status Quo in Past 2 Years	Current Member Count **	YTD Members Added	YTD Members Dropped	YTD Net Growth% ***	Member Count 1 Year Ago	Dropped Members Avg.Length of Service	Months Since Membership Update	Current Officers Reported ****	Current President Repeated Term	VP Reported *****	Last Date Reported Service (mm/yyyy)	Account Balance	YTD Donations
9550	FRANKFORT	12/14/1937	Active	22	1	2	-4.35%	19	10	0	Y	2	N	12/2025		\$100.00
Exc Award (06/30/2018, 06/30/2025)																
9668	GOSPORT	02/14/1930	Active	19	0	1	-5.00%	11	3	4	Y		IP	08/2025		
Exc Award (06/30/2016)																
9552	GREENCASTLE	10/16/1947	Active	13	0	0	0.00%	13		5	N	None		07/2025		
Exc Award (06/30/2016, 06/30/2017)																
135358	Indiana Cyber	06/25/2018	Active	2	1	2	-33.33%	6	7	0	N	None		07/2024		
Exc Award (06/30/2020, 06/30/2021)																
46634	JAMESTOWN COMMUNITY	11/21/1986	Active	14	0	0	0.00%	13		10	Y	8		11/2025		
Exc Award (06/30/2016, 06/30/2025)																
9555	LADOGA	01/10/1940	Active	36	0	0	0.00%	36		5	Y			06/2025		
Exc Award (06/30/2016)																
9556	LAFAYETTE	03/27/1920	Active	30	0	1	-3.23%	33	50	0	Y		N	09/2025		
Exc Award (06/30/2017, 06/30/2018, 06/30/2019, 06/30/2020, 06/30/2021, 06/30/2023)																
9557	LEBANON	04/17/1936	Active	12	0	3	-20.00%	16	11	0	Y			12/2025		
9558	LIZTON	06/12/1950	Active	19	0	0	0.00%	17		6	Y	3	R	12/2025		
	Exc Award (06/30/2017, 06/30/2018, 06/30/2019, 06/30/2020)															
9560	LUCERNE	05/02/1960	Active	9	0	0	0.00%	9		8	Y	5		12/2025		
Exc Award (06/30/2020)																
58954	MARTINSVILLE EVENING	12/27/1996	Active(1)	9	0	0	0.00%	9		30	N	None		02/2025		
Exc Award (06/30/2016, 06/30/2018)																
9675	MARTINSVILLE NOON	10/16/1925	Active	45	2	3	-2.17%	45	29	0	Y		N	06/2025		\$750.00
Exc Award (06/30/2016, 06/30/2017, 06/30/2019)																
9561	MICHIGANTOWN	06/25/1970	Active	16	0	0	0.00%	16		7	Y		R	04/2025		
Exc Award (06/30/2017)																
9562	MONON	06/21/1946	Active(1)	6	0	0	0.00%	6		48	N	None		10/2024		
90264	MONROVIA	12/02/2005	Active	17	0	1	-5.56%	25	4	1	N	5	R	07/2024	90+ Days	
Exc Award (06/30/2016)																
9679	MOORESVILLE	10/09/1925	Active(1)	27	0	0	0.00%	21		6	N	None		08/2025		
9680	MORGANTOWN	12/09/1926	Active	6	0	0	0.00%	7		7	Y	9		11/2025		




Club Health Assessment for District 25 C through December 2025

			Status							Membership				Reports				Finance		LCIF
Club Number	Club Name	Charter Date	Times in Status Quo in Past 2 Years	Current Member Count **	YTD Members Added	YTD Members Dropped	YTD Net Growth% ***	Member Count 1 Year Ago	Dropped Members Avg.Length of Service	Months Since Membership Update	Current Officers Reported ****	Current President Repeated Term	VP Reported *****	Last Date Reported Service (mm/yyyy)	Account Balance	YTD Donations				
Exc Award (06/30/2016)			Active	19	2	8	-24.00%	20	17	4	Y	10	R	12/2025	90+ Days					
46401	NEW GOSHEN WEST VIGO	06/27/1986																		
Exc Award (06/30/2018)			Active	37	5	0	15.63%	30	3	Y	2	N	09/2025							
9563	NEWPORT	11/30/1967																		
Exc Award (06/30/2017, 06/30/2018)			Active	18	0	0	0.00%	17	6	Y	11	R	10/2025							
9565	OXFORD	02/11/1970																		
9691	PIERSON TOWNSHIP	02/23/1954	Active	11	0	0	0.00%	11	19	N	None		09/2025							
9568	PLAINFIELD	04/01/1926	Active	18	4	1	20.00%	21	1	0	Y		IP	12/2025			\$240.00			
Exc Award (06/30/2019, 06/30/2023)			Active	13	0	0	0.00%	18	6	Y	2	R	11/2025	\$170.00						
102569	POLAND COMMUNITY	06/21/2008																		
Exc Award (06/30/2016, 06/30/2017, 06/30/2024)			Active	17	1	0	6.25%	17	1	Y		IP	11/2025	\$1,364.00						
82979	PRAIRIE CREEK	06/30/2004																		
Exc Award (06/30/2016, 06/30/2018, 06/30/2020)			Active	53	4	1	6.00%	58	2	0	Y		N		12/2025					
9695	RILEY TOWNSHIP L C	08/29/1968																		
Exc Award (06/30/2017, 06/30/2018, 06/30/2021, 06/30/2024)			Active	35	0	5	-12.50%	42	18	0	Y		N		09/2024					
45282	ROSSVILLE AREA	07/29/1985																		
Exc Award (06/30/2016, 06/30/2018)			Active	24	2	0	9.09%	26	5	Y	2	R	11/2025							
9572	ROYAL CENTER	09/03/1942																		
Exc Award (06/30/2016, 06/30/2018)			Active	24	0	0	0.00%	26	3	Y		N	12/2025		\$1,000.00					
9700	SPENCER	10/01/1929																		
Exc Award (06/30/2017, 06/30/2022)			Active	8	0	0	0.00%	9	7	N	None		09/2025							
9575	TWELVE MILE	09/26/1951																		
Exc Award (06/30/2017)			Active	10	0	0	0.00%	10	5	Y	4		06/2025							
9581	WEST POINT	01/22/1953																		
Exc Award (06/30/2018)			Active(1)	5	0	1	-16.67%	6	2	Y	11		06/2025		\$150.00					
9582	WHITESTOWN	11/20/1944																		
9584	YOUNG AMERICA	02/07/1956	Active	31	2	0	6.90%	32	3	Y		N	12/2025		\$50.00					
Exc Award (06/30/2016, 06/30/2017, 06/30/2022)			Active	195	9	6	1.56%	192	10	0	Y		N		11/2025	\$7,010.00				
9585	ZIONSVILLE	05/16/1930																		



Club Health Assessment for District 25 C through December 2025



Club Number	Club Name	Charter Date	Status	Membership					Reports				Finance	LCIF	
			Times in Status Quo in Past 2 Years	Current Member Count **	YTD Members Added	YTD Members Dropped	YTD Net Growth% ***	Member Count 1 Year Ago	Dropped Members Avg.Length of Service	Months Since Membership Update	Current Officers Reported ****	Current President Repeated Term	VP Reported *****	Last Date Reported Service (mm/yyyy)	Account Balance
Exc Award (06/30/2016, 06/30/2017, 06/30/2018, 06/30/2019, 06/30/2022, 06/30/2023, 06/30/2024)															

Clubs Cancelled Previous Fiscal Year – Clubs Cancelled within last 12 months may be reinstated

Club Number	Club Name	Charter Date	Current Status*	Cancellation Date
9658	CLAY CITY	04/29/1947	Cancelled(6*)	12/30/2024
9689	PARAGON	09/01/1954	Cancelled(6*)	10/29/2024

Current Total Clubs Count	YTD New Clubs Count	YTD Cancelled Clubs Count	YTD Net Club Gain	Current Total Members Count	YTD Add	YTD Drop	YTD Net Growth	YTD Net Growth %	Member Count 12 Months Ago	Average Member Count Per Club	% of Clubs with less than 20 members	% No Officer Report in 12 Months	% of Clubs with balance 90+ days	Number of Clubs in Status Quo	% Status Quo Clubs in Financial Suspension	Number of Cancelled Clubs	Average Cancelled Club Age	Members Lost Due to Cancellation	% of Clubs Cancelled for Non-Financial Reasons
49	0	0	0	1,248	47	44	3	0.24%	1,253	25	61%	8%	6%	0	0%	0	0	0	0%

* - P - Priority Club. Cancellation Reasons: 1-Objectives/conduct, 2-Non-active club, 5-Non-existing club, 6-Disbanding, 7-Merger, 8-Financial Suspension, 9-District/Multiple District Dues.

** Red denotes below 15 active members.

*** Red denotes 20% + loss.

**** Y - all 3 (President, Secretary, Treasurer) club officers reported, N - not all 3 reported.

***** Abbreviation: N-New, IP-Immediate Past, R-Repeat.



Club Health Assessment for District 25 D through December 2025

			Status	Membership						Reports				Finance	LCIF	
Club Number	Club Name	Charter Date	Times in Status Quo in Past 2 Years	Current Member Count **	YTD Members Added	YTD Members Dropped	YTD Net Growth% ***	Member Count 1 Year Ago	Dropped Members Avg.Length of Service	Months Since Membership Update	Current Officers Reported ****	Current President Repeated Term	VP Reported *****	Last Date Reported Service (mm/yyyy)	Account Balance	YTD Donations
Clubs more than two years old																
9586	ALBANY	09/15/1936	Active	41	8	3	13.89%	36	1	0	Y		N	11/2025	90+ Days	\$350.00
	Exc Award (06/30/2019)															
9588	ANDERSON NOON	01/12/1922	Active	29	0	1	-3.33%	36	2	2	Y		N	12/2025		\$375.00
9591	CARMEL	04/24/1936	Active	82	2	7	-5.75%	88	8	0	Y		N	12/2025		\$6,410.00
	Exc Award (06/30/2021, 06/30/2022, 06/30/2023, 06/30/2024)															
9593	COWAN	01/19/1957	Active	15	0	0	0.00%	15		16	Y	4		07/2025		
9595	DUNKIRK	01/21/1935	Active	12	0	0	0.00%	13		8	Y			12/2024		
9597	ELWOOD	10/21/1935	Active	16	2	0	14.29%	18		3	Y	3	R	07/2025		
9598	FAIRMOUNT	12/27/1946	Active	19	0	1	-5.00%	20	43	5	Y	10		07/2025		
9601	FOWLERTON	12/17/1966	Active	24	0	0	0.00%	24		1	Y	2	N	09/2025		\$121.68
9602	FRANKTON	05/19/1958	P- Active	0	0	19	-100.00%	19	30	3	N	None		08/2025		
9603	GASTON	01/11/1935	Active	45	0	3	-6.25%	48	16	0	Y		N	12/2025		
9604	GREENTOWN	06/19/1945	Active	142	4	8	-2.74%	146	25	0	Y		N	12/2025		\$120.00
	Exc Award (06/30/2018, 06/30/2019, 06/30/2022)															
47224	KOKOMO & AREA	04/20/1987	Active	18	0	0	0.00%	17		1	Y	8		07/2025		\$300.00
9608	LAPEL	01/27/1942	Active	37	6	7	-2.63%	37	10	0	Y	2		07/2025	90+ Days	\$50.00
9610	LYNN	04/17/1945	Active	18	0	0	0.00%	18		14	Y	3	R	08/2025		
9611	MARION	09/30/1921	Active(1)	13	0	0	0.00%	13		15	N	None		07/2025		
9614	MATTHEWS	03/06/1953	Active	38	1	3	-5.00%	30	3	4	Y		N	09/2025	90+ Days	\$500.00
155904	Muncie	12/03/2023	Active(1)	14	0	0	0.00%	21		6	Y	2	N	07/2025		
9618	NOBLESVILLE	05/06/1942	Active	88	4	0	4.76%	81		0	Y		N	12/2025	90+ Days	\$3,815.00
	Exc Award (06/30/2021, 06/30/2023, 06/30/2024, 06/30/2025)															
9621	PENDLETON	07/17/1925	Active	35	7	0	25.00%	26		1	Y	2		09/2025		\$100.00
	Exc Award (06/30/2023)															
9623	PORTLAND	04/02/1937	Active	32	0	0	0.00%	32		10	Y		N	08/2025		\$1,000.00
9624	REDKEY	08/04/1941	Active	21	0	1	-4.55%	22	63	0	Y	7	R	07/2024		
9627	RUSSIAVILLE	12/06/1945	Active	46	0	0	0.00%	45		6	Y		N	12/2025		\$1,600.00



Club Health Assessment for District 25 D through December 2025

			Membership							Reports				Finance		LCIF			
Club Number	Club Name	Charter Date	Times in Status Quo in Past 2 Years	Current Member Count **	YTD Members Added	YTD Members Dropped	YTD Net Growth***	Member Count 1 Year Ago	Dropped Members Avg.Length of Service	Months Since Membership Update	Current Officers Reported ****	Current President Repeated Term	VP Reported *****	Last Date Reported Service (mm/yyyy)	Account Balance	YTD Donations			
Exc Award (06/30/2022, 06/30/2023, 06/30/2024)																			
9628	SARATOGA	12/04/1950	Active	53	0	1	-1.85%	52	17	2	Y			09/2025		\$560.00			
Exc Award (06/30/2016, 06/30/2018, 06/30/2023, 06/30/2024)																			
9629	SELMA	02/27/1952	Active	42	18	2	61.54%	23	1	1	N			07/2025	90+ Days				
9630	SHARPSVILLE	12/18/1945	Status Quo(1)	10	0	0	0.00%	1		2	Y			07/2025	90+ Days				
46235	SHERIDAN	05/27/1986	Active	39	0	0	0.00%	39		16	Y	2		08/2025					
9633	SWEETSER	11/27/1945	Active	17	2	0	13.33%	18		3	N	2		10/2025					
9635	TIPTON	03/30/1949	Active	31	0	0	0.00%	32		8	Y	2	R	12/2025		\$400.00			
9637	UNION CITY	11/20/1947	Active	24	0	0	0.00%	24		7	Y		N	07/2025					
Exc Award (06/30/2023)																			
9639	UPLAND	03/29/1945	Active	14	1	2	-6.67%	16	26	3	Y	2	N	07/2025					
9640	VAN BUREN	02/07/1935	Active	26	1	0	4.00%	28		2	Y		N	08/2025					
9641	WAYNE FALL L C	03/01/1966	Active	16	1	0	6.67%	14		3	Y		N	09/2025					
9642	WESTFIELD	10/08/1930	Active	75	3	1	2.74%	68	2	0	Y		N	12/2025		\$50.00			
Exc Award (06/30/2016, 06/30/2019, 06/30/2020)																			
9643	WINCHESTER	03/15/1937	Active	20	0	0	0.00%	21		5	Y		R	07/2025					
Current Total Clubs Count	YTD New Clubs Count	YTD Cancelled Clubs Count	YTD Net Club Gain	Current Total Members Count	YTD Add	YTD Drop	YTD Net Growth	YTD Net Growth %	Member Count 12 Months Ago	Average Member Count Per Club	% of Clubs with less than 20 members	% No Officer Report in 12 Months	% of Clubs with balance 90+ days	Number of Clubs in Status Quo	% Status Quo Clubs in Financial Suspension	Number of Cancelled Clubs	Average Cancelled Club Age	Members Lost Due to Cancellation	% of Clubs Cancelled for Non-Financial Reasons
34	0	0	0	1,152	60	59	1	0.09%	1,141	34	38%	3%	18%	1	100%	0	0	0	0%

* - P - Priority Club. Cancellation Reasons: 1-Objectives/conduct, 2-Non-active club, 5-Non-existing club, 6-Disbanding, 7-Merger, 8-Financial Suspension, 9-District/Multiple District Dues.

** Red denotes below 15 active members.

*** Red denotes 20% + loss.

**** Y - all 3 (President, Secretary, Treasurer) club officers reported, N - not all 3 reported.

***** Abbreviation: N-New, IP-Immediate Past, R-Repeat.



Club Health Assessment for District 25 E through December 2025

			Status	Membership						Reports				Finance		LCIF
Club Number	Club Name	Charter Date	Times in Status Quo in Past 2 Years	Current Member Count **	YTD Members Added	YTD Members Dropped	YTD Net Growth% ***	Member Count 1 Year Ago	Dropped Members Avg.Length of Service	Months Since Membership Update	Current Officers Reported ****	Current President Repeated Term	VP Reported *****	Last Date Reported Service (mm/yyyy)	Account Balance	YTD Donations
Clubs more than two years old																
9647	BEDFORD	04/22/1948	Active	51	3	0	6.25%	45		0	Y		N	12/2025		\$50.00
	Exc Award (06/30/2019)															
9649	BLOOMFIELD	03/09/1950	Active	6	0	0	0.00%	6		15	Y	2		10/2024		
9652	BOONVILLE	03/09/1951	Active	15	0	0	0.00%	22		6	Y	20		04/2025		
9683	BROWN COUNTY LC	02/05/1943	Active	33	0	2	-5.71%	33	25	0	Y		N	09/2025		\$500.00
9654	BROWNSTOWN	08/24/1927	Active	7	0	0	0.00%	6		7	Y	8	R	12/2025		\$20.00
111273	CANTON	06/09/2011	Active	23	1	0	4.55%	21		3	Y		R	12/2025	90+ Days	
82874	CHANDLER	06/28/2004	Active	34	0	1	-2.86%	22	7	0	Y	2	R	10/2025		
48859	CORYDON	08/18/1988	Active	15	0	1	-6.25%	17	27	3	Y		R	12/2025		\$35.00
33524	ELBERFELD	03/21/1977	Active	19	2	0	11.76%	17		2	Y		N	09/2025		\$20.00
77284	ELIZABETH	08/25/2003	Active	17	0	0	0.00%	18		2	Y		R	12/2025		\$270.00
9662	ELLETTSVILLE	05/08/1947	Active	28	1	0	3.70%	30		1	Y		IP	12/2025		\$150.00
	Exc Award (06/30/2020)															
9665	EVANSVILLE EASTSIDE	08/02/1956	Active	19	0	0	0.00%	20		6	Y		N	09/2025		\$105.00
105942	FAYETTEVILLE COMMUNITY	06/23/2009	Active	49	0	5	-9.26%	58	5	0	Y		N	12/2025		\$234.00
	Exc Award (06/30/2018)															
9666	FRANCISCO	04/02/1947	Active	9	0	2	-18.18%	11	6	4	Y			12/2025		
98836	FREDERICKSBURG	03/22/2007	Active	15	2	0	15.38%	13		2	Y	6	R	10/2025		\$50.00
9667	FRENCH LICK WEST BADEN	08/23/1950	Active	16	0	1	-5.88%	21	3	0	Y	10	N	12/2025	90+ Days	\$150.00
	Exc Award (06/30/2018, 06/30/2019, 06/30/2023)															
107008	GEORGETOWN	12/08/2009	Active	26	2	0	8.33%	25		2	Y		N	11/2025		\$180.00
31740	HARDINSBURG	02/24/1976	Active(1)	3	0	0	0.00%	5		8	Y	8		05/2025		
33661	INDIAN CREEK L C	04/30/1977	Active	21	0	0	0.00%	16		9	Y	2	R	08/2025		\$400.00
9669	IRELAND	03/17/1959	Active	66	0	3	-4.35%	68	41	0	Y		N	11/2025		
	Exc Award (06/30/2019)															
9671	JASPER	10/25/1950	Active	30	1	0	3.45%	32		3	Y		N	12/2025	90+ Days	\$1,025.00
51607	LANESVILLE	05/06/1991	Active	20	0	2	-9.09%	22	7	1	Y	2	N	08/2025		
9674	LYNNVILLE	01/24/1952	Active	12	0	0	0.00%	12		24	Y	20		05/2025		




Club Health Assessment for District 25 E through December 2025

			Status	Membership						Reports				Finance	LCIF	
Club Number	Club Name	Charter Date	Times in Status Quo in Past 2 Years	Current Member Count **	YTD Members Added	YTD Members Dropped	YTD Net Growth% ***	Member Count 1 Year Ago	Dropped Members Avg.Length of Service	Months Since Membership Update	Current Officers Reported ****	Current President Repeated Term	VP Reported *****	Last Date Reported Service (mm/yyyy)	Account Balance	YTD Donations
101582	MEDORA COMMUNITY	03/27/2008	Active	17	0	1	-5.56%	20	6	0	Y	2		12/2025	90+ Days	\$30.00
91782	MITCHELL	12/07/2005	Active	22	1	2	-4.35%	21	2	1	Y		N	11/2025		
9682	MT OLYMPUS	04/11/1968	Active	29	0	0	0.00%	28		9	N	2	N	07/2025		
9684	NEW ALBANY	02/05/1941	Active	70	2	1	1.45%	65	0	3	Y		N	12/2025		
Exc Award (06/30/2018, 06/30/2019, 06/30/2023)																
83139	NEW MIDDLETOWN	07/15/2004	Active	9	1	0	12.50%	10		5	Y	13	R	08/2025		
59994	NEW SALISBURY	10/14/1997	Active	13	0	3	-18.75%	16	13	0	Y			12/2025		
9685	OAKLAND CITY	11/01/1965	Active	21	0	0	0.00%	17		6	Y	3	N	12/2025		
9686	ODON	10/04/1929	Active	46	4	1	6.98%	44	2	0	Y		N	08/2025		
49676	PALMYRA	06/30/1989	Active	14	0	1	-6.67%	15	6	5	Y	4	R	11/2025		
9676	PAOLI MERIDIAN L C	09/27/1954	Active	21	0	0	0.00%	22		7	Y		N	05/2025		
Exc Award (06/30/2017)																
108647	PERSHING TOWNSHIP	06/16/2010	Active	7	0	0	0.00%	7		20	Y	15	R	12/2025	\$20.00	
9709	PETERSBURG	03/03/1970	Active	14	0	3	-17.65%	17	1	1	Y	2	N	11/2025		
Exc Award (06/30/2016, 06/30/2017, 06/30/2018, 06/30/2020)																
49344	RAMSEY	03/29/1989	Active	20	3	0	17.65%	19		1	Y	2		12/2025		
9696	SALEM	02/22/1926	Active	18	1	4	-14.29%	21	16	3	Y			08/2025		
9697	SANDBORN	05/17/1955	Active	26	0	0	0.00%	33		6	Y	3	R	12/2025		
9698	SEYMOUR EVENING	10/28/1925	Active	14	4	3	7.69%	13	3	0	Y		N	08/2025		
38284	SEYMOUR NOON	04/07/1980	Active	42	1	5	-8.70%	49	9	0	Y		N	12/2025		
Exc Award (06/30/2022)																
9699	SHOALS	02/11/1946	Active	28	3	2	3.70%	27	3	1	Y	3	R	04/2025		
9701	STINESVILLE	10/01/1968	Active	18	0	0	0.00%	18		16	Y	3	N	11/2025		
142746	Sullivan County	08/28/2020	Active	34	2	4	-5.56%	33	2	0	Y		N	12/2025		
Exc Award (06/30/2024, 06/30/2025)																
48257	TELL CITY	03/14/1988	Active	18	0	0	0.00%	18		20	Y	9	R	03/2025	\$142.25	
97177	WHEATLAND	05/23/2006	Active	9	0	0	0.00%	9		6	Y	19		08/2025		
86105	WINSLOW	04/06/2005	Active	17	0	3	-15.00%	21	12	4	Y	10	R	09/2025		
9710	WORTHINGTON	11/28/1947	Active	12	0	0	0.00%	12		12	Y	2	N	11/2025		



Club Health Assessment for District 25 E through December 2025



Club Number	Club Name	Charter Date	Status	Membership						Reports				Finance	LCIF
			Times in Status Quo in Past 2 Years	Current Member Count **	YTD Members Added	YTD Members Dropped	YTD Net Growth% ***	Member Count 1 Year Ago	Dropped Members Avg.Length of Service	Months Since Membership Update	Current Officers Reported ****	Current President Repeated Term	VP Reported *****	Last Date Reported Service (mm/yyyy)	Account Balance

Clubs Cancelled Previous Fiscal Year – Clubs Cancelled within last 12 months may be reinstated

Club Number	Club Name	Charter Date	Current Status*	Cancellation Date
63115	BEDFORD NOON	05/01/2000	Cancelled(6*)	06/29/2025
9650	BLOOMINGTON INC	09/29/1928	Cancelled(6*)	08/29/2024
9681	MOUNT VERNON	05/07/1952	Cancelled(6*)	06/29/2025

Current Total Clubs Count	YTD New Clubs Count	YTD Cancelled Clubs Count	YTD Net Club Gain	Current Total Members Count	YTD Add	YTD Drop	YTD Net Growth	YTD Net Growth %	Member Count 12 Months Ago	Average Member Count Per Club	% of Clubs with less than 20 members	% No Officer Report in 12 Months	% of Clubs with balance 90+ days	Number of Clubs in Status Quo	% Status Quo Clubs in Financial Suspension	Number of Cancelled Clubs	Average Cancelled Club Age	Members Lost Due to Cancellation	% of Clubs Cancelled for Non-Financial Reasons
47	0	0	0	1,073	34	50	-16	-1.47%	1,095	23	53%	0%	9%	0	0%	0	0	0	0%

* - P - Priority Club. Cancellation Reasons: 1-Objectives/conduct, 2-Non-active club, 5-Non-existing club, 6-Disbanding, 7-Merger, 8-Financial Suspension, 9-District/Multiple District Dues.

** Red denotes below 15 active members.

*** Red denotes 20% + loss.

**** Y - all 3 (President, Secretary, Treasurer) club officers reported, N - not all 3 reported.

***** Abbreviation: N-New, IP-Immediate Past, R-Repeat.




Club Health Assessment for District 25 F through December 2025

			Status		Membership					Reports				Finance		LCIF
Club Number	Club Name	Charter Date	Times in Status Quo in Past 2 Years	Current Member Count **	YTD Members Added	YTD Members Dropped	YTD Net Growth% ***	Member Count 1 Year Ago	Dropped Members Avg.Length of Service	Months Since Membership Update	Current Officers Reported ****	Current President Repeated Term	VP Reported *****	Last Date Reported Service (mm/yyyy)	Account Balance	YTD Donations
Clubs more than two years old																
9712	AURORA	12/26/1947	Active	47	0	1	-2.08%	48	3	1	Y		R	07/2025		
	Exc Award (06/30/2017)															
9713	AUSTIN	04/17/1939	Active	12	0	0	0.00%	12		5	Y	5		05/2025		
9714	BATESVILLE	12/14/1942	Active	14	0	1	-6.67%	15	21	4	Y		R	04/2025		
9715	BEECH GROVE	11/05/1937	Active	23	0	0	0.00%	25		4	Y		IP	12/2025		\$1,300.00
	Exc Award (06/30/2019, 06/30/2021, 06/30/2022, 06/30/2023, 06/30/2024)															
9716	BEN DAVIS	05/10/1951	Active	20	1	2	-4.76%	21	13	1	Y	2	R	10/2025	90+ Days	
	Exc Award (06/30/2017)															
9718	BLUE RIVER L C	02/11/1970	Active	20	0	2	-9.09%	23	15	5	Y		N	11/2025		
9719	BORDEN	02/02/1939	Active	20	0	0	0.00%	22		8	Y	5		05/2025		
34827	BRIGHT	12/29/1977	Active	71	2	2	0.00%	72	3	0	Y	4	R	12/2025	90+ Days	
	Exc Award (06/30/2017)															
9721	CARTHAGE	06/29/1942	Active	22	1	1	0.00%	22	2	0	Y	3		12/2025		
9722	CENTERVILLE	07/20/1944	Active	20	0	2	-9.09%	22	19	1	Y		N	11/2025		\$500.00
	Exc Award (06/30/2023)															
9723	CHARLESTOWN	02/22/1934	Active	16	1	4	-15.79%	19	14	1	Y	5		05/2025		
9724	CHARLOTTESVILLE	10/25/1955	Active	22	2	1	4.76%	25	22	2	Y	3		04/2025		
9726	CLERMONT	02/26/1945	Active	75	22	7	25.00%	51	4	0	Y	2	N	12/2025		\$1,060.00
	Exc Award (06/30/2016, 06/30/2019, 06/30/2023)															
9728	CONNERSVILLE	03/20/1923	Active	45	1	1	0.00%	37	0	5	Y	8	R	12/2025	90+ Days	
9730	DECATUR CENTRAL	03/06/1945	Active	20	1	4	-13.04%	23	23	0	Y		N	12/2025		
	Exc Award (06/30/2016, 06/30/2023)															
9731	ECONOMY	04/20/1959	Active	21	0	0	0.00%	22		9	Y	2		04/2025		
9732	EDINBURGH	01/14/1943	Active	26	0	1	-3.70%	25	24	5	Y	6	N	07/2025		
47291	FAIRLAND TRITON COMMUNITY	04/30/1987	Active	12	0	0	0.00%	11		7	Y	9		08/2025		
9736	FOUNTAIN CITY	10/30/1947	Active	3	0	0	0.00%	3		16	Y	4		05/2025		
	Exc Award (06/30/2017)															
9737	FRANKLIN	02/20/1945	Active	14	0	8	-36.36%	22	11	1	Y		N	09/2025		\$200.00



Club Health Assessment for District 25 F through December 2025

			Status	Membership					Reports				Finance	LCIF		
Club Number	Club Name	Charter Date	Times in Status Quo in Past 2 Years	Current Member Count **	YTD Members Added	YTD Members Dropped	YTD Net Growth***	Member Count 1 Year Ago	Dropped Members Avg.Length of Service	Months Since Membership Update	Current Officers Reported ****	Current President Repeated Term	VP Reported *****	Last Date Reported Service (mm/yyyy)	Account Balance	YTD Donations
Exc Award (06/30/2017, 06/30/2019)																
9738	GREENFIELD	03/17/1936	Active	9	0	0	0.00%	10		7	Y		N	08/2025		\$1,500.00
9739	GREENSBURG	11/05/1948	Active	11	0	0	0.00%	19		4	Y	4		10/2025		
9742	HOPE	09/20/1930	Active	6	0	0	0.00%	6		7	Y	24		12/2025		
35166	INDIANAPOLIS CENTER TWP	03/17/1978	Active	23	0	0	0.00%	24		1	N	None	N	12/2025		\$200.00
Exc Award (06/30/2022)																
9744	INDIANAPOLIS CHAPEL HILL	12/16/1970	Active	17	0	0	0.00%	17		1	Y	6	N	08/2025	90+ Days	
9743	INDIANAPOLIS DOWNTOWN	02/02/1921	Active	9	0	1	-10.00%	10	53	0	Y	5	R	07/2025		\$1,000.00
9745	INDIANAPOLIS FRANKLIN TOWNSHIP	06/15/1971	Active	9	0	0	0.00%	9		1	Y			10/2025		
9768	INDIANAPOLIS WASHINGTON TWNSHP	04/23/1959	Active	18	0	0	0.00%	19		6	Y	3		10/2025		
Exc Award (06/30/2016)																
9752	LAWRENCE	05/29/1944	Active	4	0	0	0.00%	4		6	Y	3		05/2025		
9753	LAWRENCEBURG	04/23/1946	Active	42	3	2	2.44%	45	31	0	Y	6		08/2025		
9755	LIBERTY	11/19/1947	Active	26	0	0	0.00%	30		6	Y		N	09/2025	90+ Days	
Exc Award (06/30/2018)																
9757	MANILLA	01/11/1949	Active	14	0	1	-6.67%	13	7	3	Y		N	05/2025		
88943	METAMORA	07/11/2005	Active	3	0	0	0.00%	3		11	Y	18		05/2025		
9759	MIDDLETOWN	01/27/1949	Active	38	6	2	11.76%	34	40	0	Y		N	12/2025		\$400.00
9760	MILAN	04/07/1960	Active	59	8	2	11.32%	52	32	0	Y		N	12/2025		\$3,000.00
Exc Award (06/30/2016, 06/30/2017, 06/30/2022, 06/30/2023, 06/30/2024)																
9762	MORRISTOWN	11/14/1944	Active(1)	7	0	0	0.00%	10		1	Y	6		05/2025		
9758	NETTLE CREEK	12/28/1944	Active	7	0	0	0.00%	7		6	Y	6		05/2025		
9765	NEW PALESTINE	06/22/1943	Active	17	2	5	-15.00%	20	4	1	Y	2	R	09/2025	90+ Days	
Exc Award (06/30/2017)																
9766	NEW SALEM	10/31/1950	Active	30	0	0	0.00%	34		8	Y	5		08/2025		\$2,000.00
Exc Award (06/30/2017)																
9771	OSGOOD	04/27/1965	Active	45	1	1	0.00%	39	13	2	Y	2	N	11/2025		\$1,000.00
Exc Award (06/30/2021)																
9770	PIKE TOWNSHIP	01/31/1956	Active	24	1	2	-4.00%	23	2	0	Y			08/2025		\$168.00



Club Health Assessment for District 25 F through December 2025

			Status	Membership						Reports				Finance	LCIF	
Club Number	Club Name	Charter Date	Times in Status Quo in Past 2 Years	Current Member Count **	YTD Members Added	YTD Members Dropped	YTD Net Growth% ***	Member Count 1 Year Ago	Dropped Members Avg.Length of Service	Months Since Membership Update	Current Officers Reported ****	Current President Repeated Term	VP Reported *****	Last Date Reported Service (mm/yyyy)	Account Balance	YTD Donations
9772	RICHMOND NOON	10/05/1924	Active	21	0	0	0.00%	20		5	Y		N	10/2025	90+ Days	
	Exc Award (06/30/2019)															
9774	RISING SUN	06/03/1946	Active	18	0	0	0.00%	18		8	Y	3	R	03/2025		
9776	SCOTTSBURG	12/02/1925	Active	22	1	0	4.76%	21		4	Y			05/2025		
9778	SHELBYVILLE	09/16/1929	Active	26	0	0	0.00%	28		6	Y	4		10/2024		
	Exc Award (06/30/2018)															
9780	SOUTHPORT	12/20/1944	Active	21	1	1	0.00%	27	36	3	Y		R	11/2025		\$100.00
	Exc Award (06/30/2016)															
9781	SPEEDWAY	11/27/1939	Active	65	2	2	0.00%	62	22	2	Y	2	N	12/2025		\$2,300.00
	Exc Award (06/30/2023)															
9783	SULPHUR SPRINGS	02/13/1964	Active	18	0	0	0.00%	19		6	Y	2	R	08/2025		
9785	VERSAILLES	02/24/1942	Active	39	4	0	11.43%	35		3	Y		N	12/2025		
46013	VEVAY SWITZERLAND CO	04/11/1986	Active(1)	19	0	0	0.00%	19		8	Y		N	07/2025		
9786	WILLIAMSBURG	11/27/1956	Active	11	0	0	0.00%	13		7	Y	2	R	12/2025		\$220.00
	Exc Award (06/30/2018, 06/30/2023, 06/30/2024)															

Clubs Cancelled Previous Fiscal Year – Clubs Cancelled within last 12 months may be reinstated

Club Number	Club Name	Charter Date	Current Status*	Cancellation Date
9733	EVERTON	04/24/1956	Cancelled(6*)	06/29/2025
9756	MADISON	11/17/1949	Cancelled(6*)	06/29/2025

Current Total Clubs Count	YTD New Clubs Count	YTD Cancelled Clubs Count	YTD Net Club Gain	Current Total Members Count	YTD Add	YTD Drop	YTD Net Growth	YTD Net Growth %	Member Count 12 Months Ago	Average Member Count Per Club	% of Clubs with less than 20 members	% No Officer Report in 12 Months	% of Clubs with balance 90+ days	Number of Clubs in Status Quo	% Status Quo Clubs in Financial Suspension	Number of Cancelled Clubs	Average Cancelled Club Age	Members Lost Due to Cancellation	% of Clubs Cancelled for Non-Financial Reasons
51	0	0	0	1,201	60	56	4	0.33%	1,210	24	45%	0%	14%	0	0%	0	0	0	0%

* - P - Priority Club. Cancellation Reasons: 1-Objectives/conduct, 2-Non-active club, 5-Non-existing club, 6-Disbanding, 7-Merger, 8-Financial Suspension, 9-District/Multiple District Dues.

** Red denotes below 15 active members.

*** Red denotes 20% + loss.

**** Y - all 3 (President, Secretary, Treasurer) club officers reported, N - not all 3 reported.

***** Abbreviation: N-New, IP-Immediate Past, R-Repeat.




Club Health Assessment for District 25 G through December 2025

INTERNATIONAL

			Status	Membership						Reports				Finance	LCIF	
Club Number	Club Name	Charter Date	Times in Status Quo in Past 2 Years	Current Member Count **	YTD Members Added	YTD Members Dropped	YTD Net Growth% ***	Member Count 1 Year Ago	Dropped Members Avg.Length of Service	Months Since Membership Update	Current Officers Reported ****	Current President Repeated Term	VP Reported *****	Last Date Reported Service (mm/yyyy)	Account Balance	YTD Donations
Clubs more than two years old																
9787	AKRON	06/19/1947	Active	52	10	2	18.18%	43	13	0	Y	2	N	12/2025		\$1,919.21
	Exc Award (06/30/2022, 06/30/2025)															
9789	ARGOS	02/01/1937	Active	24	0	0	0.00%	24		15	Y	4	R	04/2025		
	Exc Award (06/30/2022)															
9790	ATWOOD	10/06/1954	Active	19	2	1	5.56%	22	3	4	Y	5	N	07/2025		
	Exc Award (06/30/2018)															
9791	BAUGO TOWNSHIP	10/09/1958	Active	38	0	10	-20.83%	48	9	0	Y		N	12/2025		\$11.00
	Exc Award (06/30/2016, 06/30/2021)															
9792	BOURBON	06/25/1931	Active	8	1	2	-11.11%	9	1	1	Y		N	09/2024		\$33.00
9798	CLAY GRANGER	02/23/1950	Active	10	0	0	0.00%	11		10	Y	4	R	04/2025		\$250.00
9797	CLAYPOOL	11/16/1936	Active	14	1	0	7.69%	11		0	Y	6		06/2025		
9799	CONVERSE	05/03/1929	Active	5	0	0	0.00%	5		20	Y	4		04/2025		
9800	CULVER	04/15/1943	Active	61	6	5	1.67%	56	5	1	Y	2	R	11/2025		\$77.00
	Exc Award (06/30/2019)															
47295	DENVER COMMUNITY	05/06/1987	Active	24	0	0	0.00%	24		24	N	8		09/2025		\$23.88
	Exc Award (06/30/2016)															
9801	DUNLAP	10/19/1955	Active	55	2	6	-6.78%	58	5	1	Y		N	12/2025		\$4,890.00
	Exc Award (06/30/2016, 06/30/2017, 06/30/2018, 06/30/2020, 06/30/2024)															
9802	ELKHART	12/20/1923	Active	40	0	1	-2.44%	45	2	0	Y	3	N	08/2025		\$530.00
9804	ETNA GREEN	07/05/1946	Active	8	0	1	-11.11%	13	9	0	Y	2	R	12/2025		
61814	FULTON LIBERTY	04/23/1999	Active	17	0	1	-5.56%	20	2	0	Y	3	R	10/2025		
9809	GRASSCREEK	04/11/1973	Active	34	1	0	3.03%	33		2	Y		N	10/2025		\$200.00
	Exc Award (06/30/2016, 06/30/2017, 06/30/2024)															
9810	GREENE TOWNSHIP L C	01/29/1970	Active	30	1	1	0.00%	32	8	0	Y	2	R	11/2025		
	Exc Award (06/30/2017)															
9811	LA FONTAINE	11/17/1939	Active	20	0	0	0.00%	20		4	Y		N	12/2025		\$20.09
	Exc Award (06/30/2016, 06/30/2017, 06/30/2023, 06/30/2024)															
9849	LAKE CITY	12/27/1954	Active	16	0	0	0.00%	14		8	Y	5	N	09/2025		\$10.00



Club Health Assessment for District 25 G through December 2025

			Status	Membership						Reports				Finance		LCIF
Club Number	Club Name	Charter Date	Times in Status Quo in Past 2 Years	Current Member Count **	YTD Members Added	YTD Members Dropped	YTD Net Growth% ***	Member Count 1 Year Ago	Dropped Members Avg.Length of Service	Months Since Membership Update	Current Officers Reported ****	Current President Repeated Term	VP Reported *****	Last Date Reported Service (mm/yyyy)	Account Balance	YTD Donations
9813	LAKETON	05/11/1951	Active	13	1	0	8.33%	13		3	Y		R	10/2025		
	Exc Award (06/30/2016, 06/30/2022, 06/30/2023)															
9814	LAKEVILLE	06/28/1943	Active	68	3	2	1.49%	71	23	0	Y			12/2025		\$10.00
	Exc Award (06/30/2018, 06/30/2022, 06/30/2024)															
9815	LAPAZ	06/30/1943	Active	31	0	0	0.00%	32		7	Y	21		09/2024		\$100.00
	Exc Award (06/30/2023)															
9816	LEESBURG	09/04/1944	Active	38	0	0	0.00%	42		0	Y		N	12/2025		\$400.00
	Exc Award (06/30/2016, 06/30/2017, 06/30/2023)															
9817	LYDICK	03/03/1958	Active	33	0	0	0.00%	28		8	Y	9		12/2025		
	Exc Award (06/30/2022, 06/30/2024)															
9818	MADISON TOWNSHIP	04/08/1958	Active	25	0	6	-19.35%	30	17	0	Y	8		12/2025		\$23.00
	Exc Award (06/30/2016)															
9819	MENTONE	03/31/1933	Active(1)	6	0	0	0.00%	6		13	Y	6	N	08/2025		
45877	MEXICO	03/03/1986	Active	22	2	1	4.76%	20	22	0	Y	4	R	04/2025		
128773	Middlebury	08/31/2016	Active	26	10	0	62.50%	16		3	Y		N	11/2025		\$540.00
9820	MILFORD	06/20/1944	Active	42	3	2	2.44%	34	1	2	Y			10/2025	90+ Days	\$162.00
	Exc Award (06/30/2018)															
9821	MILLERSBURG	07/20/1945	Active	18	1	0	5.88%	17		0	Y		N	09/2025		
9822	MISHAWAKA	07/12/1923	Active	46	0	1	-2.13%	49	31	1	Y			07/2025		\$150.00
	Exc Award (06/30/2017, 06/30/2018)															
9824	NEW CARLISLE	05/19/1939	Active	12	0	0	0.00%	17		5	Y		N	03/2025		
9825	NEW PARIS	11/22/1954	Active	42	3	1	5.00%	38	71	1	Y		N	11/2025		\$159.00
	Exc Award (06/30/2016)															
75986	NORTH MANCHESTER	06/20/2003	Active	16	0	0	0.00%	16		18	Y	15		12/2025		
9828	NORTH WEBSTER	06/28/1945	Active	22	4	2	10.00%	21	15	5	Y	10		11/2025	90+ Days	
9832	PERU	10/21/1938	Active	33	3	2	3.13%	28	3	3	Y		R	12/2025	90+ Days	\$1,000.00
	Exc Award (06/30/2024, 06/30/2025)															
9834	PLYMOUTH	07/12/1950	Active	20	0	0	0.00%	24		10	Y		N	10/2025		\$21.00
	Exc Award (06/30/2016)															
29789	RICHVALLEY	09/10/1974	Active	25	0	0	0.00%	26		6	Y	4	N	12/2025		



Club Health Assessment for District 25 G through December 2025

						Status				Membership					Reports				Finance		LCIF
						Times in Status Quo in Past 2 Years	Current Member Count **	YTD Members Added	YTD Members Dropped	YTD Net Growth***	Member Count 1 Year Ago	Dropped Members Avg.Length of Service	Months Since Membership Update	Current Officers Reported ****	Current President Repeated Term	VP Reported *****	Last Date Reported Service (mm/yyyy)	Account Balance	YTD Donations		
57422	ROANN COVERED BRIDGE	10/11/1995	Active			25	0	0	0.00%	26		3	Y	4	R	02/2025					
Exc Award (06/30/2016, 06/30/2022)																					
9836	ROCHESTER	01/27/1943	Active			27	0	0	0.00%	30		6	Y		N	10/2025		\$29.00			
Exc Award (06/30/2022)																					
9838	SILVER LAKE	01/25/1937	Active			19	0	1	-5.00%	19	8	4	N	None		09/2025					
Exc Award (06/30/2016)																					
62096	SOMERSET	06/14/1999	Active			14	0	0	0.00%	14		7	Y	3	R	09/2024					
Exc Award (06/30/2016)																					
9841	SYRACUSE	05/03/1950	P- Active			0	0	0	0.00%	17		5	N	None		08/2024					
Exc Award (06/30/2017, 06/30/2021)																					
9843	URBANA	04/15/1952	Active			21	16	1	250.00%	6	17	0	Y		N	05/2025	90+ Days				
Exc Award (06/30/2016)																					
9845	WAKARUSA	01/30/1931	Active(1)			20	3	2	5.26%	19	3	1	N	4		08/2025		\$200.00			
Current Total Clubs Count	YTD New Clubs Count	YTD Cancelled Clubs Count	YTD Net Club Gain	Current Total Members Count	YTD Add	YTD Drop	YTD Net Growth	Member Count 12 Months Ago	Average Member Count Per Club	% of Clubs with less than 20 members	% No Officer Report in 12 Months	% of Clubs with balance 90+ days	Number of Clubs in Status Quo	% Status Quo Clubs in Financial Suspension	Number of Cancelled Clubs	Average Cancelled Club Age	Members Lost Due to Cancellation	% of Clubs Cancelled for Non-Financial Reasons			
44	0	0	0	1,139	73	51	22	1.97%	1,147	26	36%	0%	9%	0	0%	0	0	0%			

* - P - Priority Club. Cancellation Reasons: 1-Objectives/conduct, 2-Non-active club, 5-Non-existing club, 6-Disbanding, 7-Merger, 8-Financial Suspension, 9-District/Multiple District Dues.

** Red denotes below 15 active members.

*** Red denotes 20% + loss.

**** Y - all 3 (President, Secretary, Treasurer) club officers reported, N - not all 3 reported.

***** Abbreviation: N-New, IP-Immediate Past, R-Repeat.